

# REPORT OF THE OFFICE OF JUDGES TO THE INDUSTRIAL COUNCIL

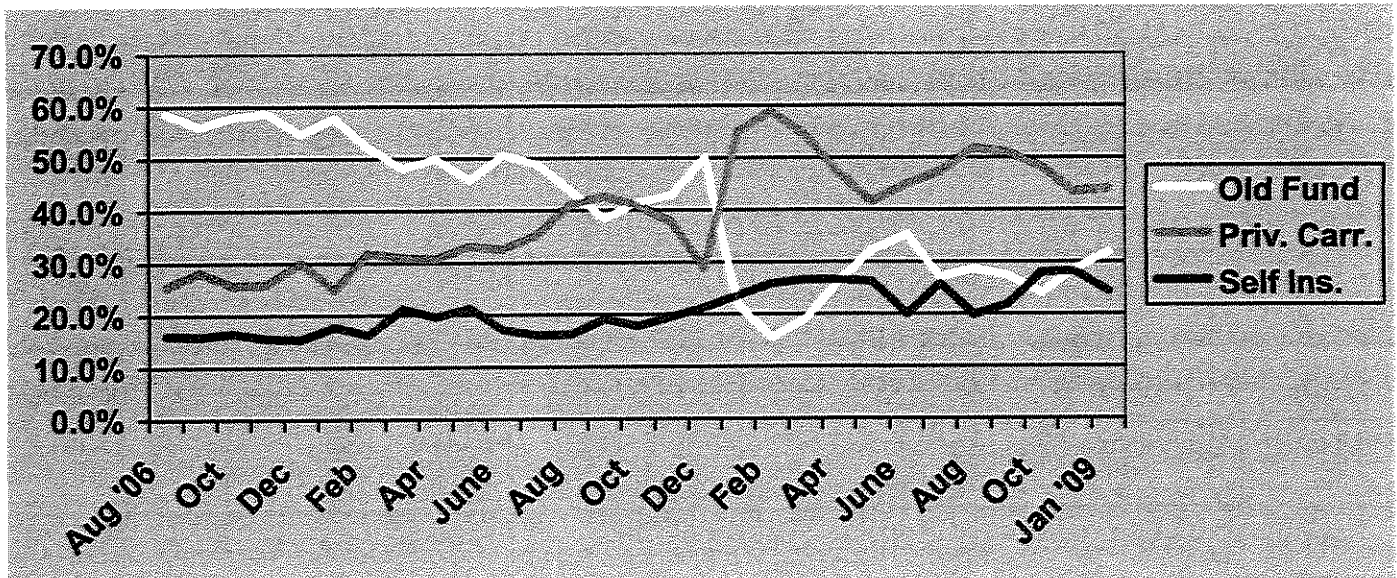
February 19, 2009

## I. Statistical Analysis

A. Protests Acknowledged: 2008 Jan. 2009  
7567 568 568

### Fund Involved:

FUND	2006	2007	% of protests	2008	% of protests	Jan.'09	% of protests	2009	% of protests
Old Fund	8,146	4,433	56.68%	1,592	26.18%	146	31.81%	146	31.81%
Priv. Carrier	2,207	3,370	25.13%	2,971	48.86%	202	44.01%	202	44.01%
Others									
Self-Insured	2,264	1,772	18.19%	1,518	24.96%	111	24.18%	111	24.18%
Subtotal	12,617	9,575		6,081		459		459	
Temporary	2,131	2,219		1,486		109		109	
Total	14,748	11,794		7,567		568		568	

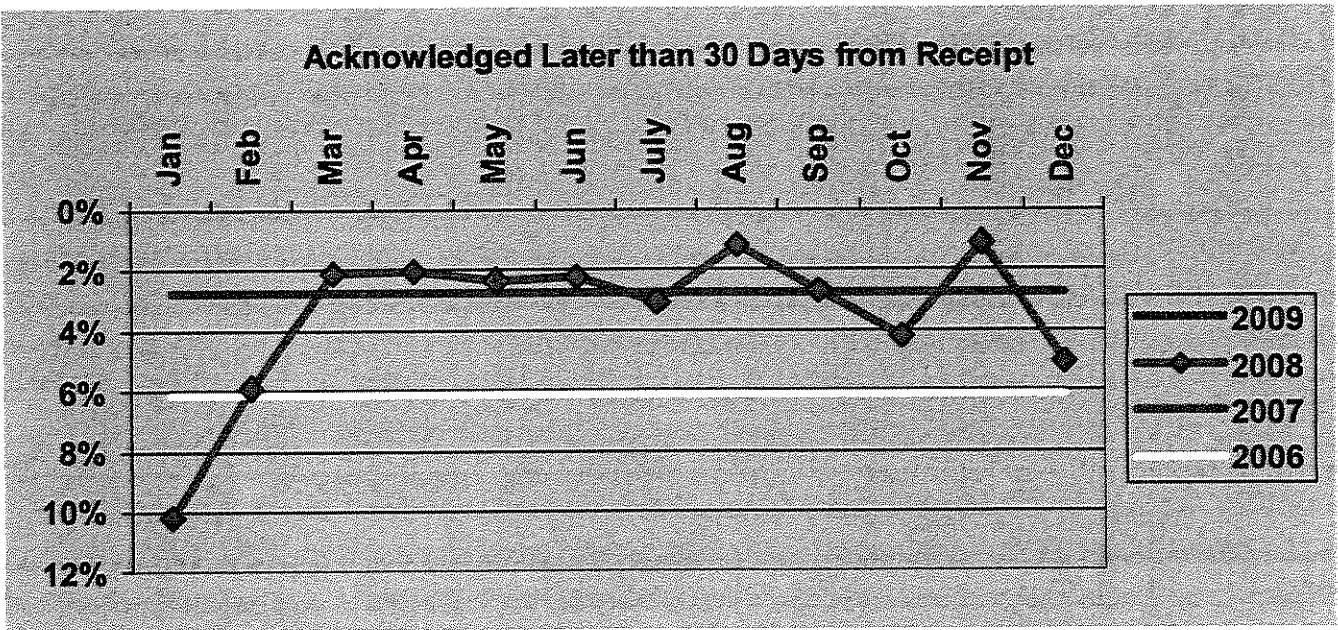




**C. Pending Caseload Report**

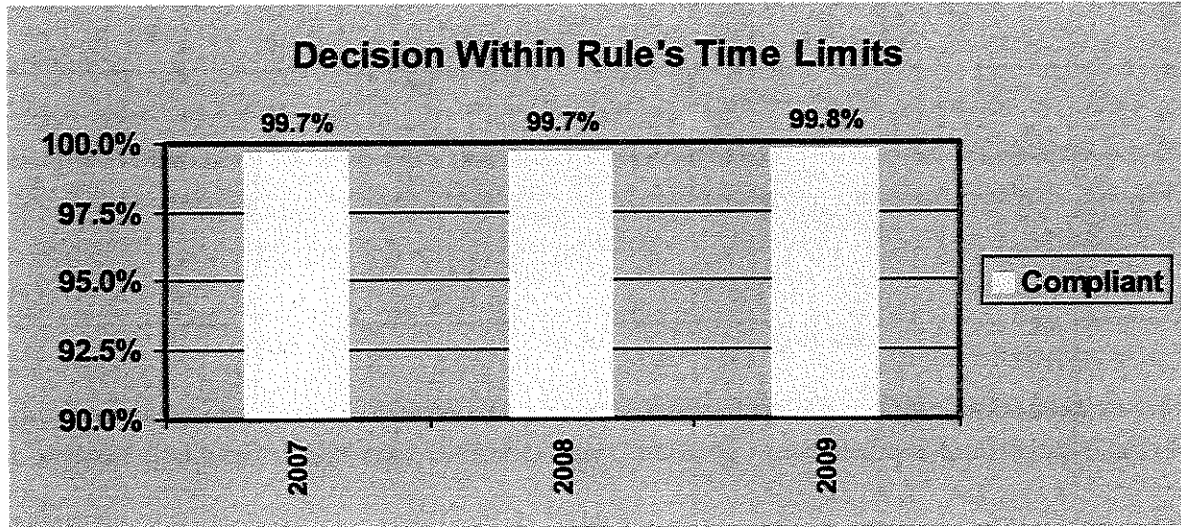
<b>PENDING END OF JAN</b>	<b>4,285</b>
PENDING 1 MONTH BEFORE	4,388
PENDING 2 MONTHS BEFORE	4,560
PENDING 3 MONTHS BEFORE	4,660
PENDING 6 MONTHS BEFORE	4,837
PENDING 12 MONTHS BEFORE	5,301

<b>D. Acknowledgment Timeliness:</b>	<b>2008</b>	<b>JAN</b>	<b>2009</b>
1. Protest Ackn. >30 days	3.6%	4.8%	4.8%
2. Protest Ackn. 24-30 days	2.3%	2.8 %	2.8%
3. Protest Ackn. 11-23 days	19.0%	26.1%	26.1%
4. Protest Ackn. <11 days	75.1%	66.2%	66.2%



<b>E. Protests Resolved:</b>	<b>JAN '09</b>
1. Protests decided:	398
2. Withdrawals:	83
3. "No Evidence" Dismissals:	61

<b>F. Final Decision Timeliness</b>	<b><u>2008</u></b>	<b><u>JAN</u></b>	<b><u>2009</u></b>
1. <30 days:	59.6%	37.0%	37.0%
2. 30-60 days:	26.2%	49.1%	49.1%
3. 60-90 days:	13.9%	13.6%	13.6%
4. +90 days:	0.3%	0.2%	0.2%



<b>G. Time Standard Compliance</b>	<b><u>2008</u></b>	<b><u>JAN</u></b>	<b><u>2009</u></b>
	91.2%	86.7%	86.7%