

OFFICE OF JUDGES' REPORT TO INDUSTRIAL COUNCIL

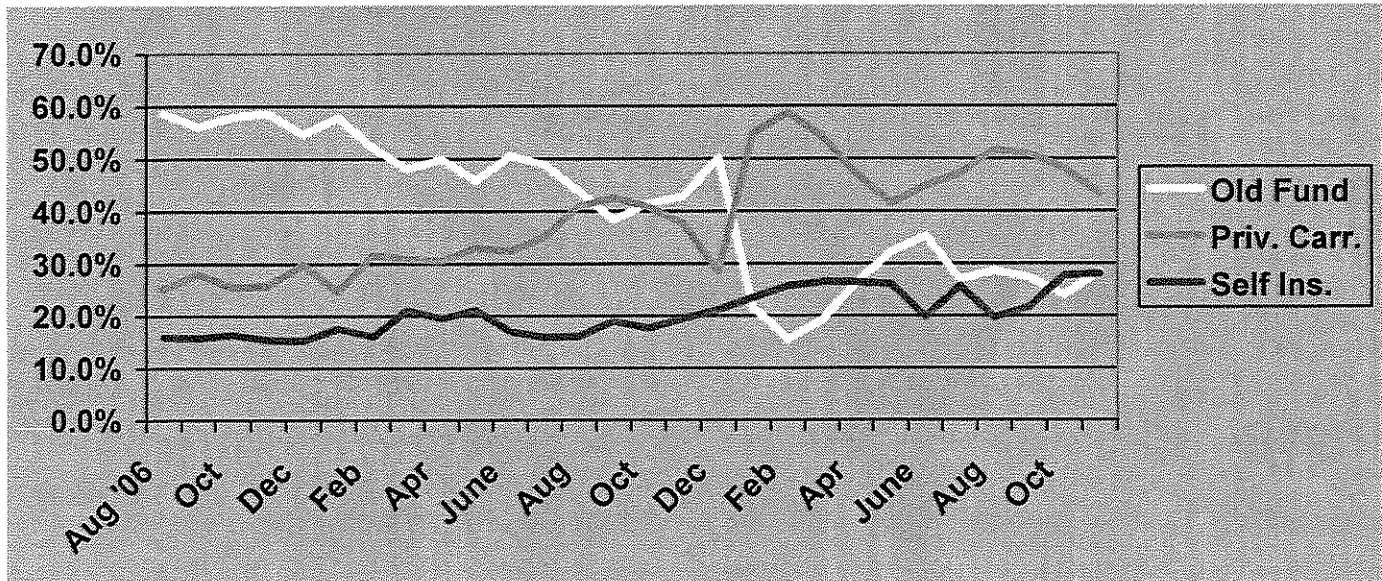
January 15, 2009

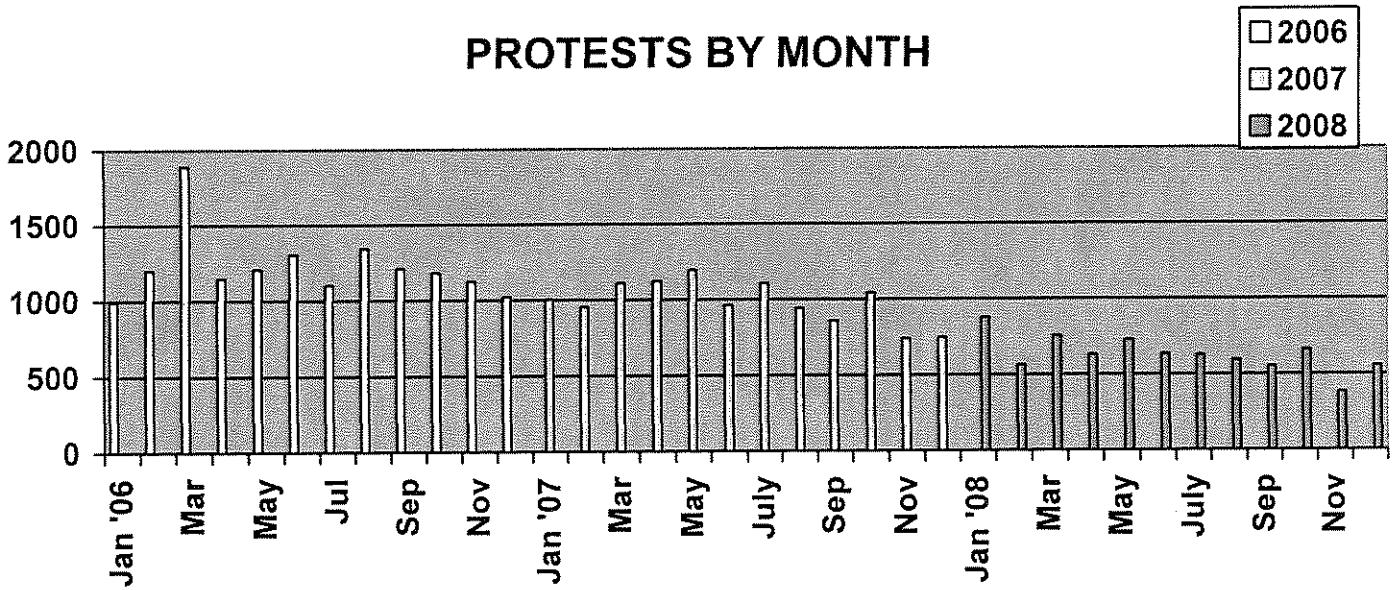

I. Statistical Analysis

A. Protests Acknowledged: 2007 Dec. 2008
 11,794 555 7,567

Fund Involved:

FUND	2005	2006	% of protests	2007	% of protests	Dec '08	% of protests	2008	% of protests
Old Fund	n/a	8,146	64.56%	4,433	46.30%	112	28.57%	1,592	26.17%
New Fund	n/a	2,207	17.49%	3,370	35.20%	170	43.36%	2,971	48.85%
Others	n/a								
Self-Insured	228 (avg)	2,264	17.94%	1,772	18.51%	110	28.06%	1,518	24.96%
Subtotal		12,617		9,575		392		6,081	
Temporary		2,131		2,219		163		1,486	
Total	18,975	14,748		11,794		555		7,567	



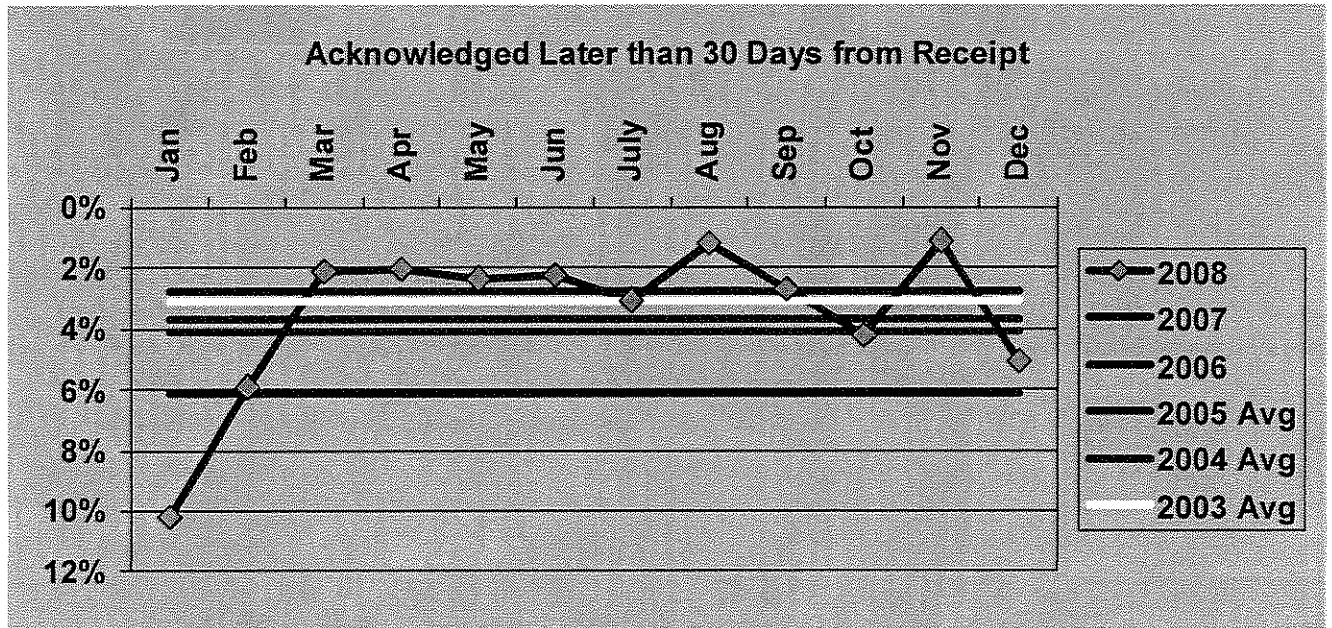


B. Issues Resolved: 2007 DEC 2008
 11,472 559 8,094

C. Pending Caseload Report

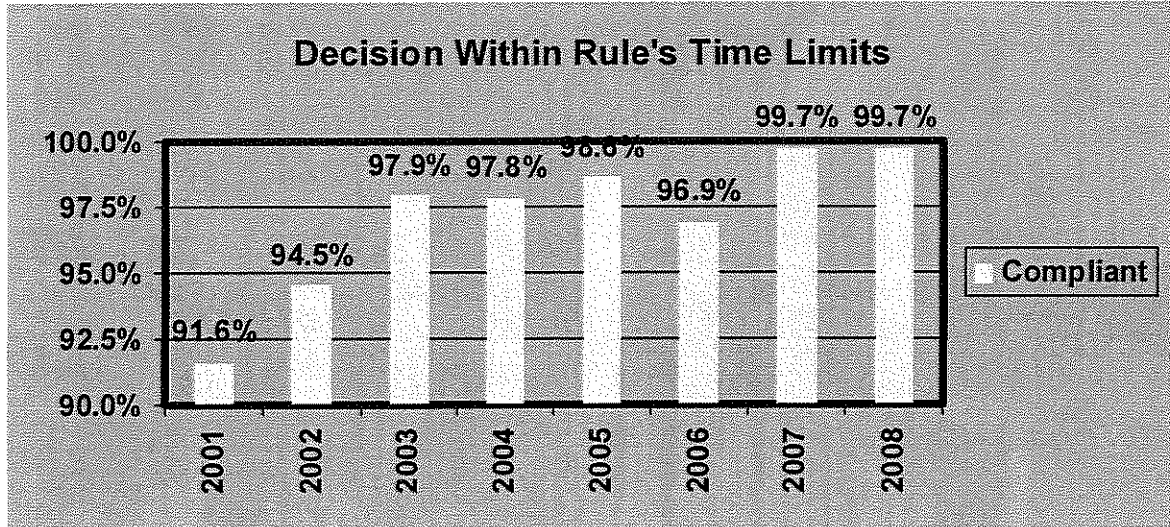
PENDING END OF DEC	4,388
PENDING 1 MONTH BEFORE	4,560
PENDING 2 MONTHS BEFORE	4,660
PENDING 3 MONTHS BEFORE	4,837
PENDING 6 MONTHS BEFORE	5,301
PENDING 12 MONTHS BEFORE	6,451

D. Acknowledgment Timeliness:	2007	DEC	2008
1. Protest Ackn. >30 days	2.8%	5.1%	3.6%
2. Protest Ackn. 24-30 days	1.5%	0.5 %	2.3%
3. Protest Ackn. 11-23 days	13.7%	22.7%	19.0%
4. Protest Ackn. <11 days	82.0%	71.7%	75.1%



E. Decisions Mailed:	2007	DEC	2008
1. ALJ Decisions	6,599	343	4,854
2. Non-Attorney Adjudicator:	3,775	283	3,324
3. Withdrawals:	2,824	60	1,530
4. "No Evidence" Dismissals	1,366	68	1,005
	2,215	77	1,248

F. Final Decision Timeliness	<u>2007</u>	<u>DEC</u>	<u>2008</u>
1. <30 days:	61.7%	47.8%	59.6%
2. 30-60 days:	26.9%	39.3%	26.2%
3. 60-90 days:	11.1%	12.9%	13.9%
4. +90 days:	0.3%	0.0%	0.3%



G. Time Standard Compliance	<u>2007</u>	<u>DEC</u>	<u>2008</u>
	92.6%	88.0%	91.2%

Friday, January 02, 2009

Acknowledgement Goal

Report Dates: From 12/1/2008 thru 12/31/2008

Description	Protests Acknowledged	Days to Acknowledge Protests							
		> 30		30-24		23-11		< 11	
		Count	Percent	Count	Percent	Count	Percent	Count	Percent
BENEFIT OVERPAYMENT	2	0	0.0%	0	0.0%	1	50.0%	1	50.0%
CBO - CL BEN. OVERPAYMENT	2	0	0.0%	0	0.0%	0	0.0%	1	50.0%
BENEFIT RATE	2	0	0.0%	0	0.0%	0	0.0%	1	100.0%
CBR - CL PRSTS BEN RATE	1	0	0.0%	0	0.0%	0	0.0%	1	100.0%
ES2 - EM SI PRSTS BEN RATE	1	0	0.0%	0	0.0%	0	0.0%	1	100.0%
COMPENSABILITY	70	2	18.2%	0	0.0%	1	9.1%	8	72.7%
CCS - CL SEC.CONDITION	11	0	0.0%	0	0.0%	0	0.0%	4	100.0%
CHC - CL COMPENSABILITY	4	0	0.0%	0	0.0%	0	0.0%	4	100.0%
CIS - CL SI SEC.CONDITION	11	3	27.3%	0	0.0%	0	0.0%	8	72.7%
CPI - CL SI REJECT CLAIM	7	2	28.6%	0	0.0%	2	28.6%	3	42.9%
CPJ - CL REJECT CLAIM	34	2	5.9%	1	2.9%	14	41.2%	17	50.0%
CQR - CL SI REJ OCCDISEASE	2	1	50.0%	0	0.0%	1	50.0%	0	0.0%
CRZ - CL REJ OCC DISEASE	1	0	0.0%	0	0.0%	0	0.0%	1	100.0%
DEP BEN FATAL	8	0	0.0%	0	0.0%	2	50.0%	2	50.0%
CDF - CL DENY/GRNT DTH BEN	4	0	0.0%	0	0.0%	2	100.0%	0	0.0%
CIF - CL SI DY/GNT DTH BEN	2	0	0.0%	0	0.0%	0	0.0%	1	100.0%
EIF - EM SI DY/GNT DTH BEN	1	0	0.0%	0	0.0%	0	0.0%	0	0.0%
IDF - IC DENY/GRNT DTH BEN	1	1	100.0%	0	0.0%	0	0.0%	0	0.0%
DEPENDENT BENEFIT TERMINATION	1	0	0.0%	0	0.0%	0	0.0%	1	100.0%
CDG - CL SI DEP BEN TERM	1	0	0.0%	0	0.0%	0	0.0%	0	0.0%
FAILURE TO ACT 15 DAY	1	1	100.0%	0	0.0%	0	0.0%	0	0.0%
C03 - CL FTA TREATMENT	1	1	100.0%	0	0.0%	0	0.0%	0	0.0%
IEB DETERMINATION	1	0	0.0%	0	0.0%	1	100.0%	0	0.0%
CZB - CL SI IEB DETRM'TION	1	0	0.0%	0	0.0%	1	100.0%	0	0.0%
OP NON-MED	4	0	0.0%	0	0.0%	0	0.0%	1	100.0%
CIR - CL SI NON-MED ORDER	1	0	0.0%	0	0.0%	0	0.0%	1	100.0%

Description	Protests Acknowledged	Days to Acknowledge Protests											
		> 30		30-24		23-11		< 11					
		Count	Percent	Count	Percent	Count	Percent	Count	Percent				
CNR - CL NON-MED ORDER	3	0	0.0%	0	0.0%	3	100.0%	0	0.0%				
OPBD	30												
CAO - CL ADD BOARD FINDING	5	0	0.0%	0	0.0%	0	0.0%	5	100.0%				
CBF - CL % BOARD FINDING	13	0	0.0%	0	0.0%	10	76.9%	3	23.1%				
CSF - CL% SI BOARD FINDING	7	0	0.0%	0	0.0%	2	28.6%	5	71.4%				
CSO - CL SI AD.BRD FINDING	1	0	0.0%	0	0.0%	0	0.0%	1	100.0%				
EBF - EM % BOARD FINDING	4	0	0.0%	0	0.0%	2	50.0%	2	50.0%				
PPD	110												
CAA - CL ADDL % AWARD D/G	16	0	0.0%	0	0.0%	3	18.8%	13	81.3%				
CAD - CL % AWARD DENY/GRNT	72	1	1.4%	0	0.0%	14	19.4%	57	79.2%				
CIE - CL SI ADD% AWARD D/G	4	0	0.0%	0	0.0%	0	0.0%	4	100.0%				
CIG - CL SI %AWARD DNY/GNT	16	1	6.3%	0	0.0%	7	43.8%	8	50.0%				
EAD - EM % AWARD DENY/GRNT	1	0	0.0%	0	0.0%	0	0.0%	1	100.0%				
EIG - EM SI %AWARD DNY/GNT	1	0	0.0%	0	0.0%	0	0.0%	1	100.0%				
PTD ENTITLEMENT	1												
EIT - EM SI DENY/GRANT PTD	1	0	0.0%	0	0.0%	0	0.0%	1	100.0%				
REHABILITATION	2												
CIV - CL SI DY/GRNT RHB PL	1	0	0.0%	0	0.0%	0	0.0%	1	100.0%				
CPV - CL DY/GRNT REHAB PLN	1	1	100.0%	0	0.0%	0	0.0%	0	0.0%				
REOPENING	28												
CIQ - CL SI DY/GNT R/O PPD	3	0	0.0%	0	0.0%	0	0.0%	3	100.0%				
CIY - CL SI DY/GNT R/O TTD	3	0	0.0%	0	0.0%	0	0.0%	3	100.0%				
CIZ - CL SI D/G R/O TRTMT	2	0	0.0%	0	0.0%	0	0.0%	2	100.0%				
CJV - CL DNY/GRNT R/O PPD	6	0	0.0%	0	0.0%	1	16.7%	5	83.3%				
CLH - CL DNY/GRNT R/O PTD	2	0	0.0%	0	0.0%	1	50.0%	1	50.0%				
CRD - CL DENY/GRNT R/O TTD	10	0	0.0%	0	0.0%	3	30.0%	7	70.0%				
CRO - CL DY/GRNT R/O TRTMT	2	0	0.0%	0	0.0%	2	100.0%	0	0.0%				
SPECIAL CATEGORY	1												
CNW - CL SPL CATEGORY	1	0	0.0%	0	0.0%	1	100.0%	0	0.0%				
TRMT/EQUIP CL	93												
CBX - CL TRMT DENY	51	1	2.0%	1	2.0%	6	11.8%	43	84.3%				
CIN - CL SI D/G PROV CHNG	1	0	0.0%	0	0.0%	1	100.0%	0	0.0%				
CSX - CL SI TRMT DENY	40	3	7.5%	0	0.0%	2	5.0%	35	87.5%				

Description	Protests Acknowledged	Days to Acknowledge Protests									
		> 30		30-24		23-11		< 11			
		Count	Percent	Count	Percent	Count	Percent	Count	Percent		
CYY - CL TRMT GRANT	1	0	0.0%	0	0.0%	0	0.0%	1	100.0%		
TTD	38										
CCC - CL CLOSING THE CLAIM	34	1	2.9%	0	0.0%	7	20.6%	26	76.5%		
CIC - CL SI CLSING THE CLM	3	0	0.0%	0	0.0%	0	0.0%	3	100.0%		
CJS - CL TTD	1	0	0.0%	0	0.0%	0	0.0%	1	100.0%		
Totals:	392	20	5.1%	2	0.5%	89	22.7%	281	71.7%		

Friday, January 02, 2009

Acknowledgement Goal

Report Dates: From 1/1/2008 thru 12/31/2008

Description	Protests Acknowledged	Days to Acknowledge Protests									
		> 30		30-24		23-11		< 11			
		Count	Percent	Count	Percent	Count	Percent	Count	Percent		
APPLICATION THRESHOLD	11	0	0.0%	2	22.2%	5	55.6%	2	22.2%		
CFA - CL APP.THRESHOLD	9	0	0.0%	0	0.0%	2	100.0%	0	0.0%		
CZA - CL SI APP.THRESHOLD	2	0	0.0%	0	0.0%	0	0.0%	0	0.0%		
BENEFIT OVERPAYMENT	19	0	0.0%	1	5.3%	5	26.3%	13	68.4%		
CBO - CL BEN. OVERPAYMENT	7	0	0.0%	0	0.0%	0	0.0%	0	0.0%		
BENEFIT RATE		0	0.0%	1	20.0%	1	20.0%	3	60.0%		
CBR - CL PRSTS BEN RATE	5	0	0.0%	0	0.0%	1	100.0%	0	0.0%		
CS2 - CL SI PRSTS BEN RATE	1	0	0.0%	0	0.0%	0	0.0%	1	100.0%		
ES2 - EM SI PRSTS BEN RATE	1	0	0.0%	0	0.0%	0	0.0%	1	100.0%		
COMPENSABILITY	1,108	4	1.7%	4	1.7%	31	13.4%	193	83.2%		
CCS - CL SEC.CONDITION	232	2	5.1%	1	2.6%	11	28.2%	25	64.1%		
CHC - CL COMPENSABILITY	39	0	0.0%	1	9.1%	2	18.2%	8	72.7%		
CIM - CL SI COMPENSABLE	11	3	4.4%	1	1.5%	12	17.6%	52	76.5%		
CIS - CL SI SEC.CONDITION	68	9	6.6%	5	3.7%	49	36.0%	73	53.7%		
CPI - CL SI REJECT CLAIM	136	27	5.4%	18	3.6%	143	28.5%	313	62.5%		
CPJ - CL REJECT CLAIM	501	1	5.9%	1	5.9%	3	17.6%	12	70.6%		
CQR - CL SI REJ OCCDISEASE	17	4	5.6%	5	6.9%	25	34.7%	38	52.8%		
CRZ - CL REJ OCC DISEASE	72	0	0.0%	0	0.0%	1	100.0%	0	0.0%		
ECS - EM SEC.CONDITION	1	2	7.4%	1	3.7%	12	44.4%	12	44.4%		
EHC - EM COMPENSABILITY	27	0	0.0%	1	33.3%	0	0.0%	2	66.7%		
EIM - EM SI COMPENSABLE	3	0	0.0%	0	0.0%	1	100.0%	0	0.0%		
EPJ - EM REJECT CLAIM	1	0	0.0%	0	0.0%	0	0.0%	0	0.0%		
DEP BEN 104	1	1	100.0%	0	0.0%	0	0.0%	0	0.0%		
CWK - CL DENY/GRNT 104 WKS	1	7	14.9%	2	4.3%	12	25.5%	26	55.3%		
DEP BEN FATAL	78										
CDF - CL DENY/GRNT DTH BEN	47										

Description	Protests Acknowledged	Days to Acknowledge Protests									
		> 30		30-24		23-11		< 11			
		Count	Percent	Count	Percent	Count	Percent	Count	Percent		
CIF - CL SIDY/GNT DTH BEN	22	1	4.5%	2	9.1%	10	45.5%	9	40.9%		
EDF - EM DENY/GRNT DTH BEN	2	0	0.0%	0	0.0%	1	50.0%	1	50.0%		
EIF - EM SIDY/GNT DTH BEN	6	0	0.0%	0	0.0%	3	50.0%	3	50.0%		
IDF - IC DENY/GRNT DTH BEN	1	1	100.0%	0	0.0%	0	0.0%	0	0.0%		
DEPENDENT BENEFIT TERMINATION	1	0	0.0%	0	0.0%	0	0.0%	1	100.0%		
CDG - CL SI DEP BEN TERM	9	0	0.0%	0	0.0%	2	66.7%	1	33.3%		
FAILURE TO ACT 10 DAY	3	0	0.0%	0	0.0%	0	0.0%	2	66.7%		
C5Y - CL SI FTA COPY CLM R	3	1	33.3%	0	0.0%	0	0.0%	2	66.7%		
C5Z - CL FTA COPY CLM REC	3	1	33.3%	0	0.0%	1	33.3%	1	33.3%		
C7A - CL FTA RO TTD/MED	9	1	11.1%	0	0.0%	0	0.0%	1	11.1%		
FAILURE TO ACT 15 DAY	2	1	50.0%	0	0.0%	0	0.0%	1	50.0%		
C01 - CL FTA INJ COMPENSAB	1	1	100.0%	0	0.0%	0	0.0%	0	0.0%		
C03 - CL FTA TREATMENT	1	0	0.0%	0	0.0%	1	100.0%	0	0.0%		
C04 - CL FTA APPLIANCE	1	0	0.0%	0	0.0%	1	100.0%	0	0.0%		
C5D - CL SI FTA ACT UP PPD	1	0	0.0%	0	0.0%	1	100.0%	0	0.0%		
C5J - CL SI FTA ALJ ORDER	1	0	0.0%	0	0.0%	1	100.0%	0	0.0%		
CA5 - CL SI FTA INJ COMP	1	1	100.0%	0	0.0%	0	0.0%	0	0.0%		
CB1 - CL SI FTA TREATMENT	1	0	0.0%	0	0.0%	1	100.0%	0	0.0%		
CC5 - CL SI FTA PPD REFERR	1	0	0.0%	0	0.0%	0	0.0%	1	100.0%		
FAILURE TO ACT 30 DAY	6	0	0.0%	0	0.0%	1	100.0%	0	0.0%		
C5E - CL SI FTA RO TTD/MED	5	1	20.0%	0	0.0%	3	60.0%	1	20.0%		
C6A - CL FTA ACT UPON PPD	25	1	4.0%	1	4.0%	6	24.0%	5	20.0%		
IEB DETERMINATION	12	1	8.3%	2	16.7%	6	50.0%	3	25.0%		
CEB - CL IEB DETERMINATION	47	2	4.3%	1	2.1%	9	19.1%	35	74.5%		
CZB - CL SI IEB DETRM'TION	57	1	1.8%	4	7.0%	14	24.6%	38	66.7%		
OP NON-MED	17	1	5.9%	0	0.0%	7	41.2%	9	52.9%		
CIR - CL SI NON-MED ORDER	32	0	0.0%	0	0.0%	2	6.3%	30	93.8%		
CNR - CL NON-MED ORDER	137	10	7.3%	1	0.7%	33	24.1%	93	67.9%		
EIR - EM SI NON-MED ORDER	332	0	0.0%	0	0.0%	2	0.6%	30	9.0%		
ENR - EM NON-MED ORDER	332	10	3.0%	1	0.3%	33	9.9%	93	28.0%		
OPBD	32	0	0.0%	0	0.0%	2	6.3%	30	93.8%		
CAO - CL ADD BOARD FINDING	137	10	7.3%	1	0.7%	33	24.1%	93	67.9%		
CBF - CL % BOARD FINDING											

Description	Protests Acknowledged	Days to Acknowledge Protests											
		> 30		30-24		23-11		< 11					
		Count	Percent	Count	Percent	Count	Percent	Count	Percent				
CSF - CL% SI BOARD FINDING	99	4	4.0%	2	2.0%	22	22.2%	71	71.7%				
CSO - CL SI AD.BRD FINDING	19	0	0.0%	0	0.0%	3	15.8%	16	84.2%				
EAO - EM ADD BOARD FINDING	9	0	0.0%	0	0.0%	0	0.0%	9	100.0%				
EBF - EM % BOARD FINDING	25	0	0.0%	2	8.0%	5	20.0%	18	72.0%				
ESF - EM% SI BOARD FINDING	5	0	0.0%	0	0.0%	1	20.0%	4	80.0%				
ESO - EM SI AD.BRD FINDING	6	0	0.0%	1	16.7%	1	16.7%	4	66.7%				
PPD	1,372												
CAA - CL ADDL % AWARD D/G	156	4	2.6%	2	1.3%	20	12.8%	130	83.3%				
CAD - CL % AWARD DENY/GRNT	880	21	2.4%	18	2.0%	154	17.5%	687	78.1%				
CIE - CL SI ADD% AWARD D/G	36	0	0.0%	0	0.0%	4	11.1%	32	88.9%				
CIG - CL SI %AWARD DNY/GNT	276	8	2.9%	4	1.4%	53	19.2%	211	76.4%				
EAA - EM ADDL % AWARD D/G	1	0	0.0%	0	0.0%	1	100.0%	0	0.0%				
EAD - EM % AWARD DENY/GRNT	20	1	5.0%	2	10.0%	3	15.0%	14	70.0%				
EIE - EM SI ADD% AWARD D/G	1	0	0.0%	0	0.0%	0	0.0%	1	100.0%				
EIG - EM SI %AWARD DNY/GNT	2	0	0.0%	1	50.0%	0	0.0%	1	50.0%				
PTD ENTITLEMENT	39												
CIT - CL SI DENY/GRANT PTD	8	0	0.0%	0	0.0%	4	50.0%	4	50.0%				
CKC - CL DENY/GRANT PTD	28	0	0.0%	1	3.6%	19	67.9%	8	28.6%				
EIT - EM SI DENY/GRANT PTD	3	2	66.7%	0	0.0%	0	0.0%	1	33.3%				
PTD ONSET DATE	5												
CIO - CL SI ONSET DT ISSUE	2	0	0.0%	1	50.0%	0	0.0%	1	50.0%				
COD - CL ONSET DATE ISSUE	2	0	0.0%	0	0.0%	1	50.0%	1	50.0%				
EIO - EM SI ONSET DT ISSUE	1	0	0.0%	0	0.0%	1	100.0%	0	0.0%				
PTD SUSPENSION/TERMINATION	2												
CBY - CL SI PTD SUSP/TERM	2	0	0.0%	1	50.0%	1	50.0%	0	0.0%				
REHABILITATION	8												
CIB - CL SI G/D VOC REHAB	1	0	0.0%	0	0.0%	0	0.0%	1	100.0%				
CIV - CL SI DY/GRNT RHB PL	2	0	0.0%	0	0.0%	0	0.0%	2	100.0%				
CPB - CL GRNT/DNY VOC REHA	1	0	0.0%	0	0.0%	1	100.0%	0	0.0%				
CPV - CL DY/GRNT REHAB PLN	2	1	50.0%	0	0.0%	0	0.0%	1	50.0%				
CTP - CL GRNT/DNY TP REHAB	1	0	0.0%	0	0.0%	1	100.0%	0	0.0%				
EPV - EM DY/GRNT REHAB PLN	1	0	0.0%	0	0.0%	0	0.0%	1	100.0%				
REOPENING	501												

Description	Protests Acknowledged	Days to Acknowledge Protests							
		> 30		30-24		23-11		< 11	
		Count	Percent	Count	Percent	Count	Percent	Count	Percent
CIQ - CL SI DY/GNT R/O PPD	39	0	0.0%	0	0.0%	4	10.3%	35	89.7%
CIU - CL SI DY/GNT R/O PTID	2	1	50.0%	0	0.0%	0	0.0%	1	50.0%
CIY - CL SI DY/GNT R/O TTD	55	2	3.6%	1	1.8%	8	14.5%	44	80.0%
CIZ - CL SI D/G R/O TRTMT	35	1	2.9%	0	0.0%	6	17.1%	28	80.0%
CJV - CL DNY/GRNT R/O PPD	76	7	9.2%	1	1.3%	7	9.2%	61	80.3%
CLH - CL DNY/GRNT R/O PTID	6	0	0.0%	0	0.0%	2	33.3%	4	66.7%
CRD - CL DENY/GRNT R/O TTD	219	6	2.7%	4	1.8%	33	15.1%	176	80.4%
CRO - CL DY/GRNT R/O TRTMT	69	5	7.2%	0	0.0%	19	27.5%	45	65.2%
SPECIAL CATEGORY	5								
CII - CL SI SL CATEGORY	2	1	50.0%	1	50.0%	0	0.0%	0	0.0%
CNW - CL SPL CATEGORY	3	1	33.3%	0	0.0%	2	66.7%	0	0.0%
TRMT/EQUIP CL	1,768								
CIY - CL SI TRMT GRANT	3	0	0.0%	0	0.0%	0	0.0%	3	100.0%
CBX - CL TRMT DENY	1,290	38	2.9%	19	1.5%	195	15.1%	1,038	80.5%
CHH - CL AUTH HA/RPR D/G	5	0	0.0%	0	0.0%	1	20.0%	4	80.0%
CHI - CL SI AUT/RPR HA D/G	2	0	0.0%	0	0.0%	0	0.0%	2	100.0%
CIN - CL SI D/G PROV CHNG	10	0	0.0%	0	0.0%	3	30.0%	7	70.0%
CKN - CL D/G PROV CHNG	1	0	0.0%	0	0.0%	0	0.0%	1	100.0%
CSX - CL SI TRMT DENY	440	7	1.6%	9	2.0%	40	9.1%	384	87.3%
CYY - CL TRMT GRANT	17	0	0.0%	0	0.0%	6	35.3%	11	64.7%
TRMT/EQUIP EM	28								
E1Y - EM SI TRMT GRANT	1	0	0.0%	1	100.0%	0	0.0%	0	0.0%
EBX - EM TRMT DENY	1	0	0.0%	0	0.0%	0	0.0%	1	100.0%
EHH - EM AUTH HA/RPR D/G	1	0	0.0%	0	0.0%	0	0.0%	1	100.0%
EYY - EM TRMT GRANT	25	0	0.0%	1	4.0%	6	24.0%	18	72.0%
TTD	625								
CCC - CL CLOSING THE CLAIM	465	18	3.9%	8	1.7%	73	15.7%	366	78.7%
CIC - CL SI CLSING THE CLM	107	1	0.9%	2	1.9%	22	20.6%	82	76.6%
CIJ - CL SI TTD	16	1	6.3%	0	0.0%	4	25.0%	11	68.8%
CJS - CL TTD	14	1	7.1%	0	0.0%	5	35.7%	8	57.1%
CPX - CL INITIAL TTD	16	2	12.5%	1	6.3%	5	31.3%	8	50.0%
CSG - CL SI INITIAL TTD	6	1	16.7%	0	0.0%	1	16.7%	4	66.7%
EJS - EM TTD	1	0	0.0%	0	0.0%	1	100.0%	0	0.0%

Description	Protests Acknowledged		Days to Acknowledge Protests					
	Count	Percent	> 30	30-24	23-11	< 11	Count	Percent
Totals:	218	3.6%	138	2.3%	1,156	19.0%	4,569	75.1%

Friday, January 02, 2009

Motion Resolution Compliance

Report Dates: From 12/1/2008 thru 12/31/2008

Description	Motions Resolved	Timely *		Late **	
DEP BEN FATAL	18	14	77.8%	4	22.2%
TEMP	7	5	71.4%	2	28.6%
APPLICATION THRESHOLD	2	2	100%	0	0%
BENEFIT OVERPAYMENT	2	2	100%	0	0%
COMPENSABILITY	245	235	95.9%	10	4.1%
IEB DETERMINATION	11	10	90.9%	1	9.1%
OP NON-MED	13	13	100%	0	0%
OPBD	64	54	84.4%	10	15.6%
PPD	219	212	96.8%	7	3.2%
PTD ENTITLEMENT	20	19	95%	1	5%
REOPENING	83	80	96.4%	3	3.6%
TRMT/EQUIP CL	253	238	94.1%	15	5.9%
TRMT/EQUIP EM	5	5	100%	0	0%
TTD	104	102	98.1%	2	1.9%

Total Motions	Total Timely	Avg % Timely	Total Late	Avg % Late
1,046	991	92.9%	55	7.1%

* Action Date < Motion Date

** Action Date > Motion Date

Friday, January 02, 2009

Motion Resolution Compliance

Report Dates: From 1/1/2008 thru 12/31/2008

Description	Motions Resolved	Timely *		Late **	
BENEFIT OVERPAYMENT	39	38	97.4%	1	2.6%
BENEFIT RATE	20	18	90%	2	10%
DEP BEN 104	9	9	100%	0	0%
OPBD	916	839	91.6%	77	8.4%
PTD SUSPENSION/TERMINATION	5	5	100%	0	0%
REHABILITATION	16	16	100%	0	0%
REOPENING	1,097	1,076	98.1%	21	1.9%
SPECIAL CATEGORY	6	5	83.3%	1	16.7%
TRMT/EQUIP EM	258	254	98.4%	4	1.6%
TTD	1,399	1,373	98.1%	26	1.9%
APPLICATION THRESHOLD	32	32	100%	0	0%
COMPENSABILITY	3,397	3,297	97.1%	100	2.9%
DEP BEN FATAL	366	328	89.6%	38	10.4%
DEPENDENT BENEFIT TERMINATION	10	9	90%	1	10%
FAILURE TO ACT 10 DAY	2	1	50%	1	50%
IEB DETERMINATION	96	91	94.8%	5	5.2%
OP NON-MED	216	212	98.1%	4	1.9%
PPD	2,840	2,771	97.6%	69	2.4%
PTD ENTITLEMENT	265	255	96.2%	10	3.8%
PTD ONSET DATE	17	17	100%	0	0%
TEMP	15	13	86.7%	2	13.3%
TRMT/EQUIP CL	3,590	3,520	98.1%	70	1.9%

Total Motions	Total Timely	Avg % Timely	Total Late	Avg % Late
14,611	14,179	93.4%	432	6.6%

* Action Date < Motion Date

** Action Date > Motion Date